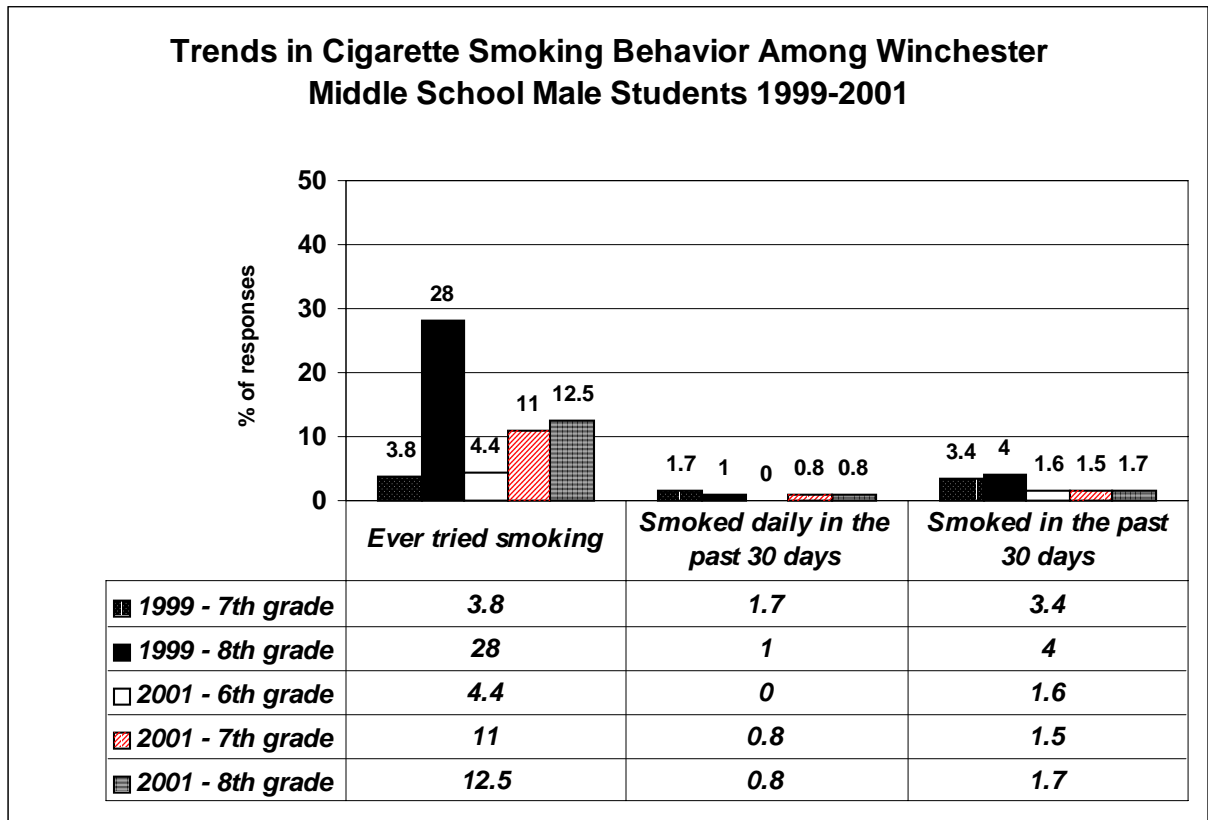


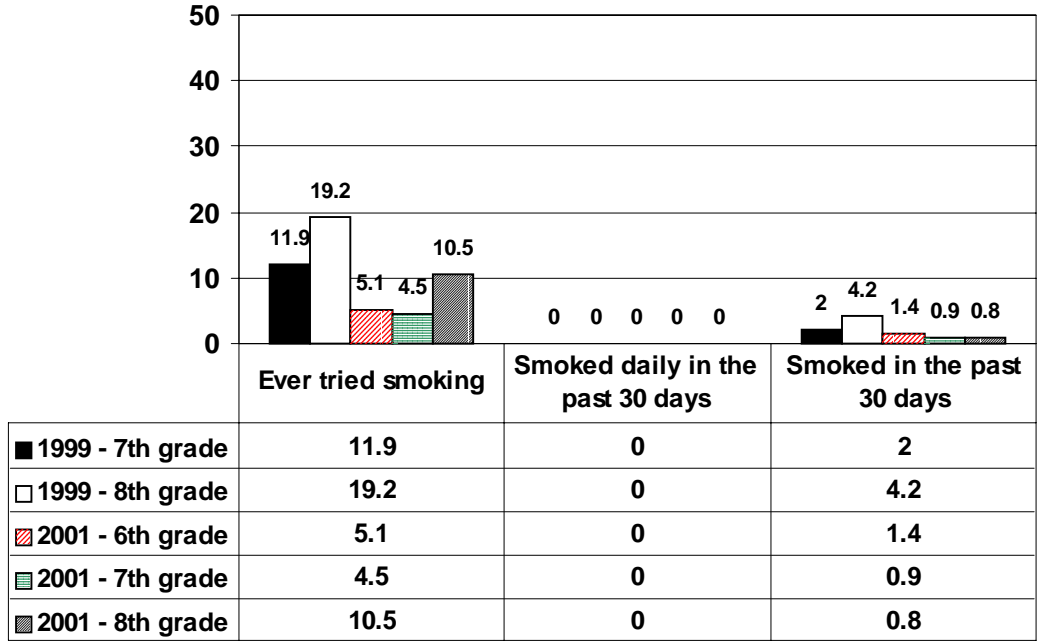
## BIANNUAL SURVEY YOUTH RISK BEHAVIOR SURVEY RESULTS FOR THE WINCHESTER MIDDLE SCHOOL 2001

### Tobacco Use

- 8.3% of the total students that responded reported ever trying a cigarette.
- 1% of the students reported having smoked a whole cigarette at age 9 or younger.
- 1.7% of the students surveyed reported having smoked daily in the 30 days prior to taking the survey.
- 0.6% of the students surveyed reported getting their own cigarettes by borrowing them. This was the most popular way of obtaining cigarettes.



### Trends in Cigarette Smoking Behavior Among Winchester Middle School Female Students 1999-2001



### Alcohol and Other Drugs

#### Alcohol Use

- 16.6% of the students surveyed reported that they have tried alcohol, more than a few sips.
- 4.6% of the students surveyed reported that they have tried alcohol at age 9 years old or younger.
- 4% of the students surveyed reported have ever used marijuana.
- 1.7% of the students surveyed reported having used marijuana for the first time at age 9 or younger.
- 1.5% of the students surveyed reported having ever used any form of cocaine.

**TABLE 1 Perceived Harmfulness for Alcohol and Other Drug Use Among Winchester Middle School Students 2001 (in percentages of total responses)**

<i>How much do you think people harm themselves if they..</i>	<i>No Harm</i>	<i>Slight Harm/Moderate harm</i>	<i>Great Harm</i>	<i>I don't know</i>
Smoke cigarettes regularly	2.9	18.1	65.5	11.5
Drink alcohol occasionally	16.7	57.5	13	10.7
Drink alcohol regularly	3.6	35.9	48.8	10.1
Try ecstasy	2.5	14.9	48.3	32.1

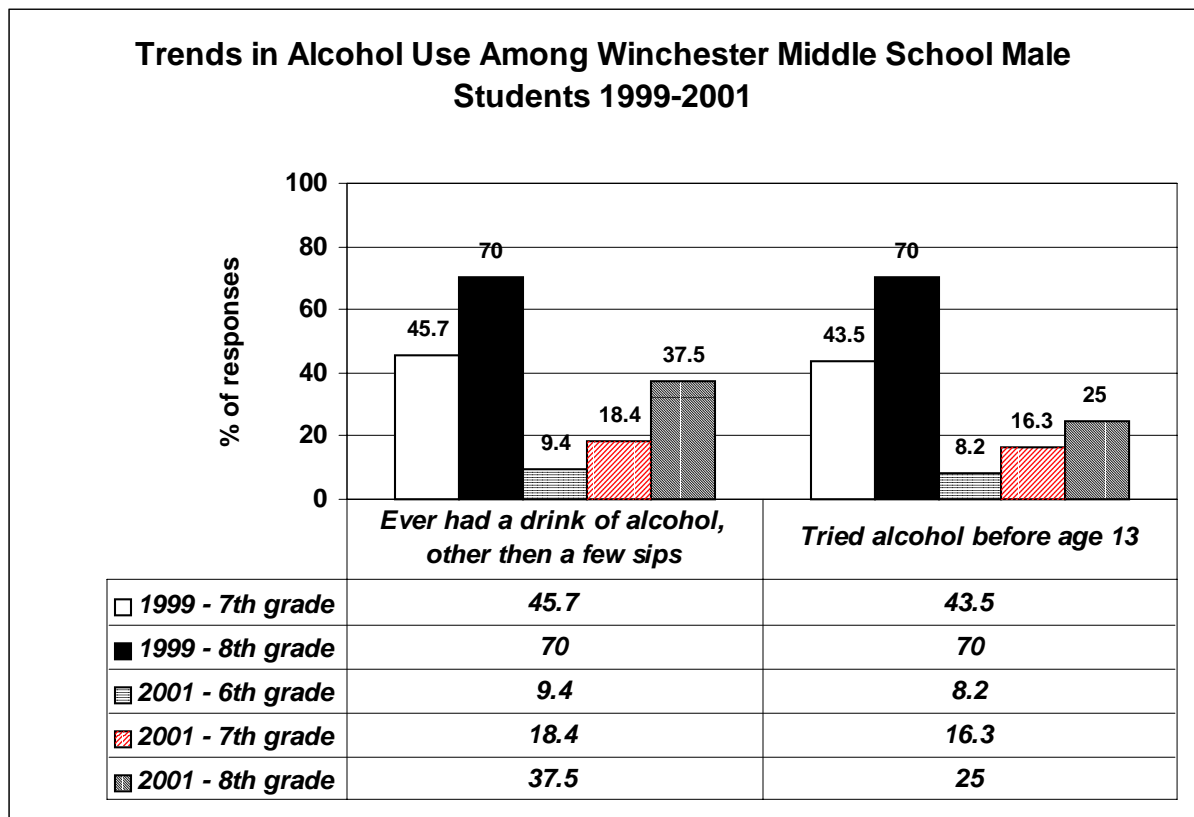
**TABLE 2 How Friends would feel about your Alcohol and Other Drug Use for Winchester Middle School Students 2001 (in percentages of total responses)**

<i>How would your friends feel they thought you..</i>	<i>They would approve</i>	<i>They would disapprove, but still be friends</i>	<i>They would disapprove and not be friends</i>	<i>They wouldn't care</i>
Smoked cigarettes regularly	1.6	11.6	6.2	1.2
Drink alcohol occasionally	2.9	10.8	5	5.9
Drink alcohol regularly	1.7	9.2	7.1	2.5
Try ecstasy	1.5	8.1	7.3	1

**TABLE 3 How Parents would feel about your Alcohol and Other Drug Use for Winchester Middle School Students 2001 (in percentages of total responses)**

<i>How would your friends feel they thought you..</i>	<i>Not Upset</i>	<i>A little Upset</i>	<i>Pretty Upset</i>	<i>Very Upset</i>
Smoked cigarettes regularly	0.6	1.5	2.2	19.7
Drink alcohol occasionally	2.4	2.1	4.5	16.2
Drink alcohol regularly	0.6	0.6	2	19.9
Try ecstasy	0.7	1	1.7	17.7

- 51.2% of the total students reported that they would talk to their parents if they had questions and/or concerns about alcohol and other drugs more than to their friends, teacher or some one else.
- 52.9% of the total students reported that they talked to their parents at least once about alcohol and other drug use in the past 12 months prior to taking the survey.
- 51.3% of the total students reported that when they talked to their parents about alcohol and other drugs in the past 12 months it was somewhat and/or very useful.
- 57.9% of the total students reported that during the past 30 days prior to taking the survey they hung out at the Winchester Youth Center
- 75.3% of the total students reported that in the past 30 days prior to taking the survey they did reading not required for school.

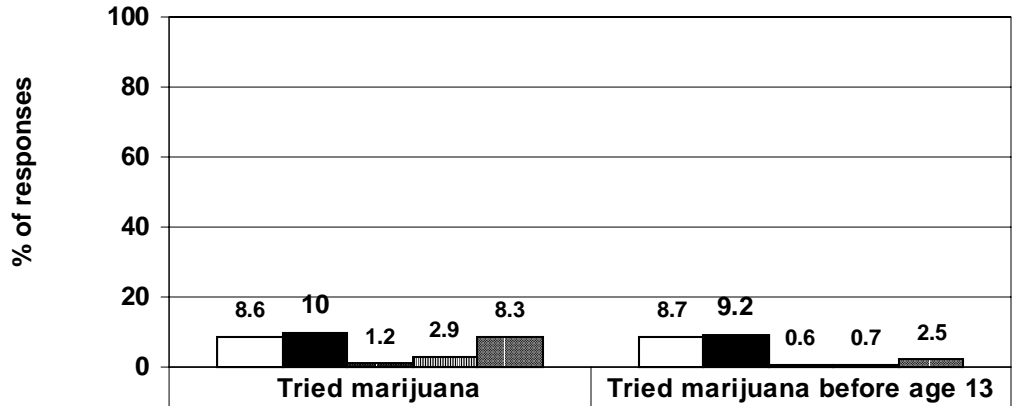


### Trends of Alcohol Use Among Winchester Middle School Female Students 1999-2001



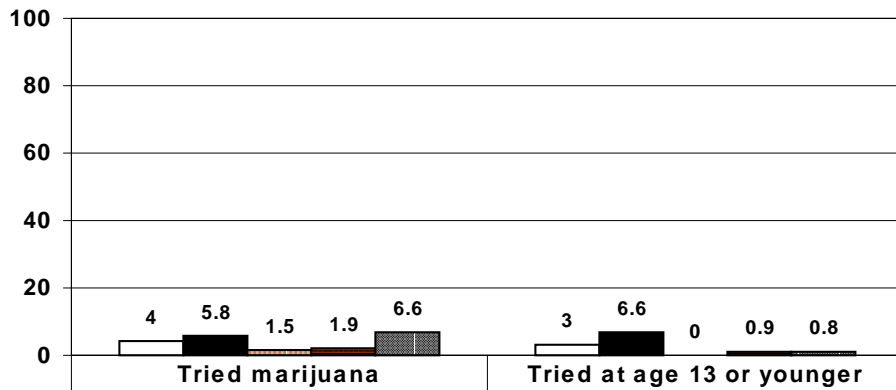
□ 1999 - 7th grade	31	28
■ 1999 - 8th grade	54.2	53.3
▨ 2001 - 6th grade	5.8	7.3
▩ 2001 - 7th grade	9	9.9
▧ 2001 - 8th grade	21	12.4

### Trends in Marijuana Use Among Winchester Middle School Male Students 1999-2001



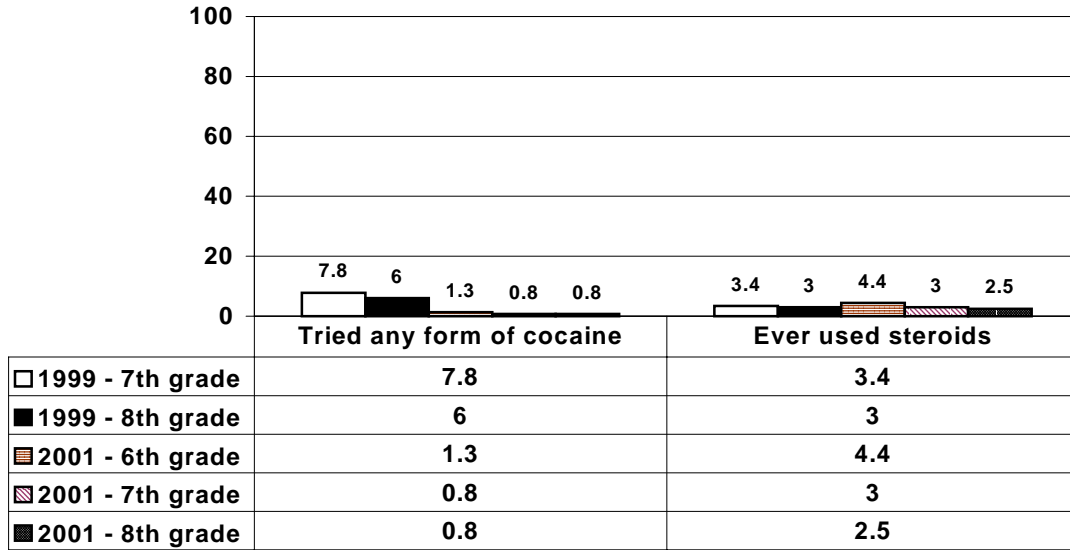
□ 1999 - 7th grade	8.6	8.7
■ 1999 - 8th grade	10	9.2
▨ 2001 - 6th grade	1.2	0.6
▩ 2001 - 7th grade	2.9	0.7
▧ 2001 - 8th grade	8.3	2.5

### Trends in Marijuana Use Among Winchester Middle School Female Students 1999-2001

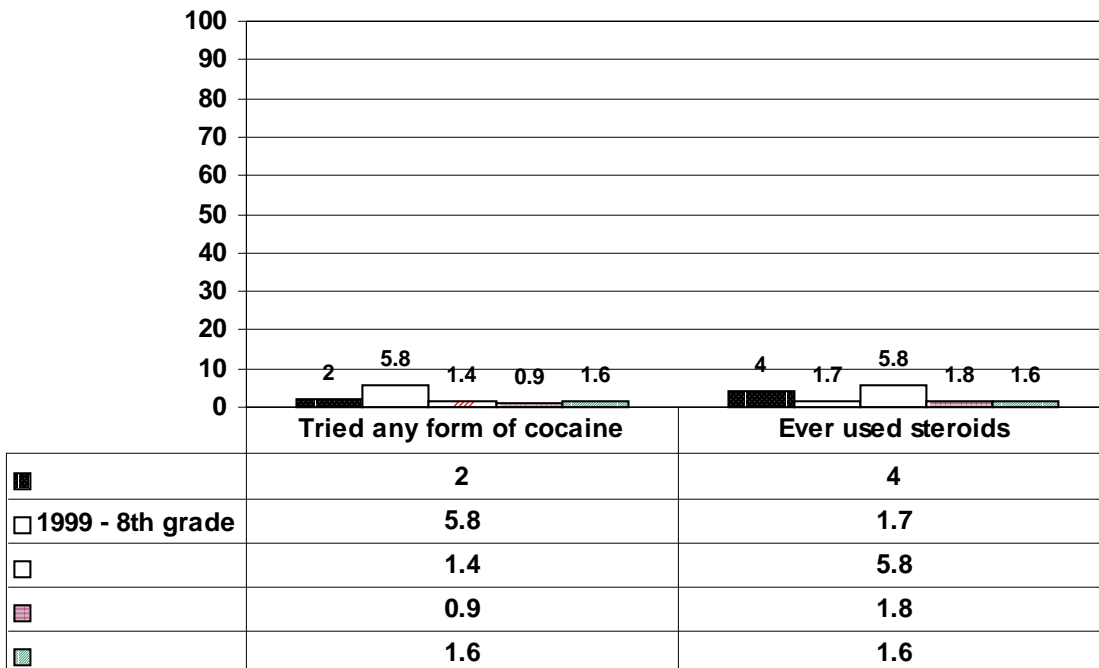


□ 1999 - 7th grade	4	3
■ 1999 - 8th grade	5.8	6.6
▨	1.5	0
▩	1.9	0.9
▧	6.6	0.8

### Trends in Other Drug Use Among Winchester Middle School Male Students 1999-2001

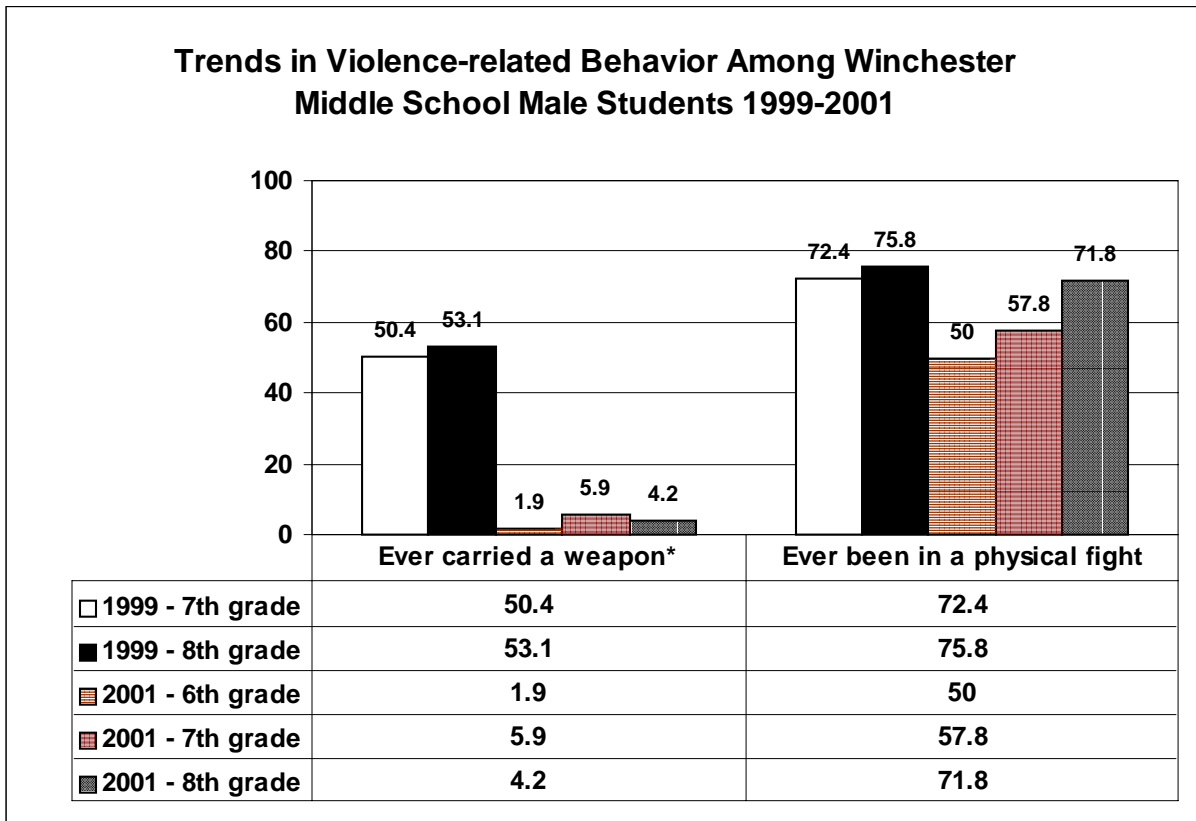


### Trends in Other Drug Use Among Winchester Middle School Female Students 1999-2001

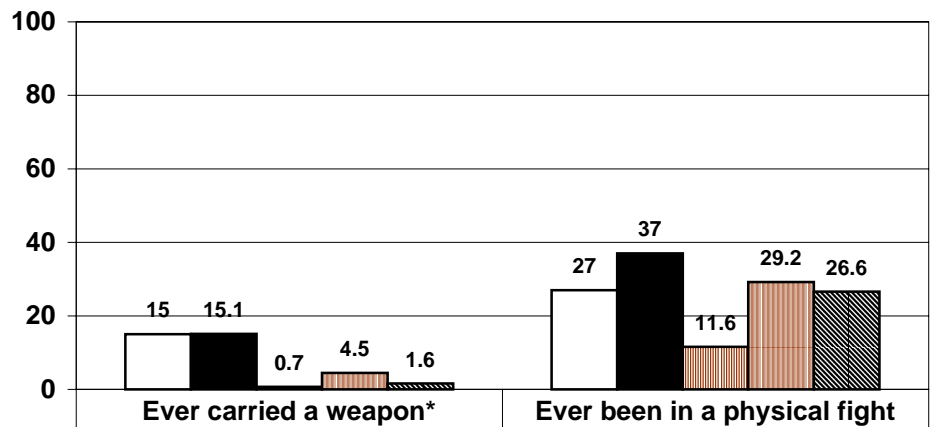


### Violence Related Behavior

- 3.1% of the students reported having ever carried a weapon such as a gun, knife or club.
- 41.2% of the students reported ever being in a physical fight.
- 6.4% of the students reported having been in a physical fight in which they were hurt.



### Trends in Violence-related Behavior Among Winchester Middle School Female Students 1999-2001

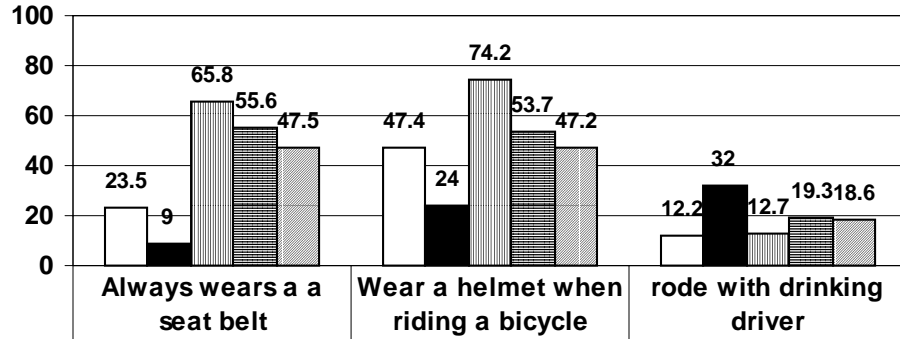


	Ever carried a weapon*	Ever been in a physical fight
□ 1999 - 7th grade	15	27
■ 1999 - 8th grade	15.1	37
▨ 2001 - 6th grade	0.7	11.6
▩ 2001 - 7th grade	4.5	29.2
▧ 2001 - 8th grade	1.6	26.6

### Safety Related Behavior

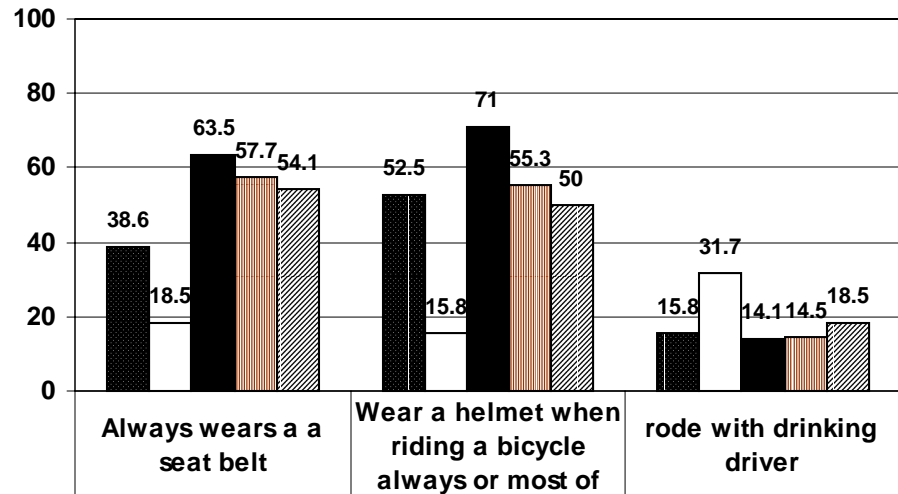
- 56.5% of the students reported that they always wear a seat belt.
- 16.3% of the total students reported riding in a car with someone who had been drinking and driving.
- 24% of the total students reported that they always wear a helmet when they roller blade or ride a skateboard.
- 35.9% of the total students reported that they always wear a helmet when they ride a bicycle and 20.1% said they never or rarely wear a helmet when they ride a bicycle.

### Trends in Safety-related Behaviors Among Winchester Middle School Male Students 1999-2001



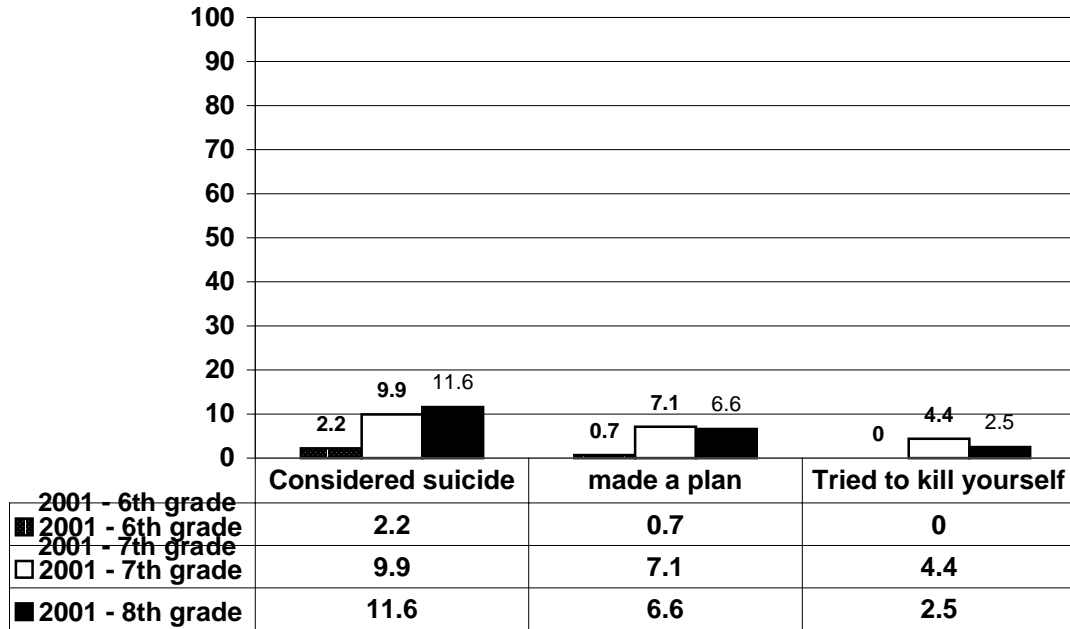
□ 1999 - 7th grade	23.5	47.4	12.2
■ 1999 - 8th grade	9	24	32
▨ 2001 - 6th grade	65.8	74.2	12.7
▩ 2001 - 7th grade	55.6	53.7	19.3
▪ 2001 - 8th grade	47.5	47.2	18.6

### Trends in Safety-related Behavior Among Winchester Middle School Female Students 1999-2001



	Always wears a a seat belt	Wear a helmet when riding a bicycle always or most of	rode with drinking driver
■ 1999 - 7th grade	38.6	52.5	15.8
□ 1999 - 8th grade	18.5	15.8	31.7
■ 2001 - 6th grade	63.5	71	14.1
■ 2001 - 7th grade	57.7	55.3	14.5
▨ 2001 - 8th grade	54.1	50	18.5

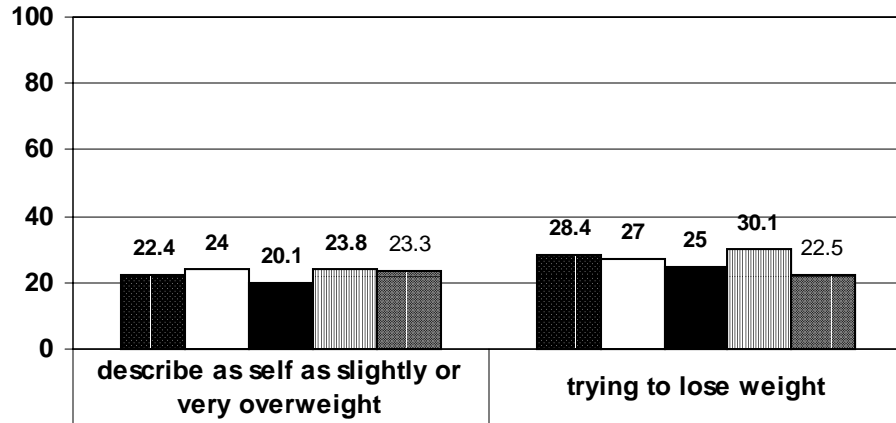
### Trends in Suicidal Ideations Among Winchester Middle School Female Students 1999-2001



### Dietary Related Behavior

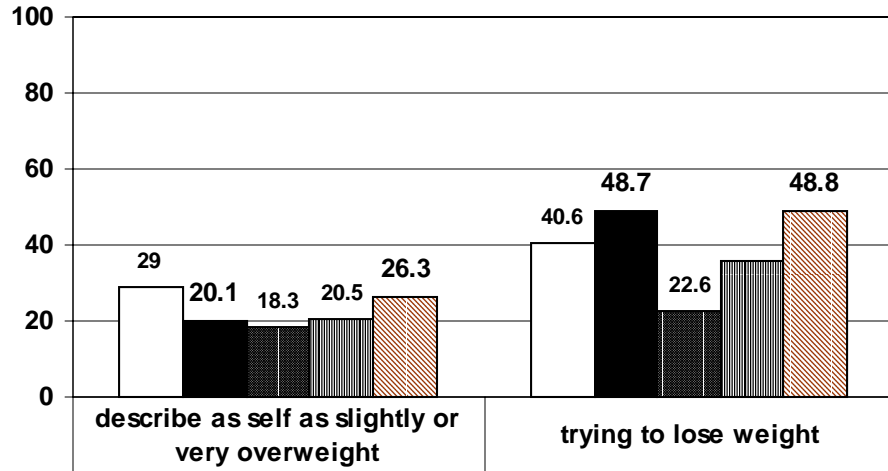
- 58.7% of the total students reported that they describe themselves as about the right weight.
- 29.9% of the total students reported that they are trying to lose weight.
- The most popular method that the students reported using in the **past 12 months** to keep from losing weight or keeping from gaining weight was to exercise.

### Trends in Body Perception Among Winchester Middle School Male Students 1999-2001



	describe as self as slightly or very overweight	trying to lose weight
■ 1999 - 7th grade	22.4	28.4
□ 1999 - 8th grade	24	27
■ 2001 - 6th grade	20.1	25
▨ 2001 - 7th grade	23.8	30.1
▩ 2001 - 8th grade	23.3	22.5

**Trends in Body Perception Among Winchester Middle School  
Female Students 1999-2001**



□ 1999 - 7th grade	29	40.6
■ 1999 - 8th grade	20.1	48.7
▣ 2001 - 6th grade	18.3	22.6
▤ 2001 - 7th grade	20.5	35.7
▥ 2001 - 8th grade	26.3	48.8

**BIANNUAL SURVEY YOUTH RISK BEHAVIOR SURVEY RESULTS FOR THE WINCHESTER HIGH SCHOOL 2001**

**II. Tobacco**

*Please note for the purpose of this report the following definitions were used*

*Ever Tried – Smoked a cigarette in lifetime*

**Recent Use – Smoked at least one cigarette in the past 30 days prior to taking the survey**

*Regular Use – Smoked at least one cigarette every day in the past 30 days prior to taking the survey.*

- 50.1% of the total number of WHS students surveyed in 2001 has smoked a cigarette at least once in their lifetime (even one or two puffs).
- 24.8% of the total number of WHS students surveyed in 2001 reported recent smoking, that is had at least one cigarette in the month preceding the survey. The 1999 state figure was 30.3%.

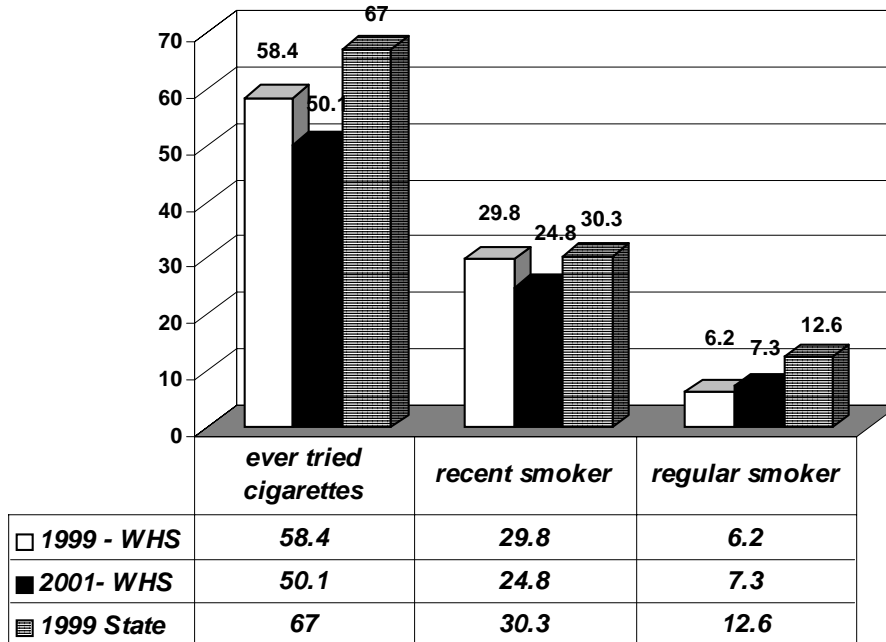
- 7.3% of the total number of WHS students surveyed in 2001 reported having smoked at least one cigarette every day of the month prior to the taking the survey, regular cigarette smokers.
- 15% of the total WHS students surveyed reported smoking their first cigarette before age 13.

**TABLE 1: Tobacco Use Among Winchester High School (WHS) Students) in percentages**

	1999 WHS total	2001 WHS total	State 1999
Smoked whole cigarette before age 13	58.4	15	-
Smoked on school property in last month		10.8	-
Recent cigarette use (smoked at least once in month prior to taking the survey)	29.8	24.8	30.3
Regular cigarette use (smoked all 30 days of the month prior to taking the survey)	6.2	7.3	12.6
Used chewing tobacco or snuff in last month	-	8.7	4.9
Used chewing tobacco/snuff on school property in last month	-	5.2	-----

- 13.3% of the total number of WHS students surveyed said they tried to quit using tobacco during the last six months.

### Trends in Cigarette Smoking Behavior Among Winchester High School Students 1999-2001



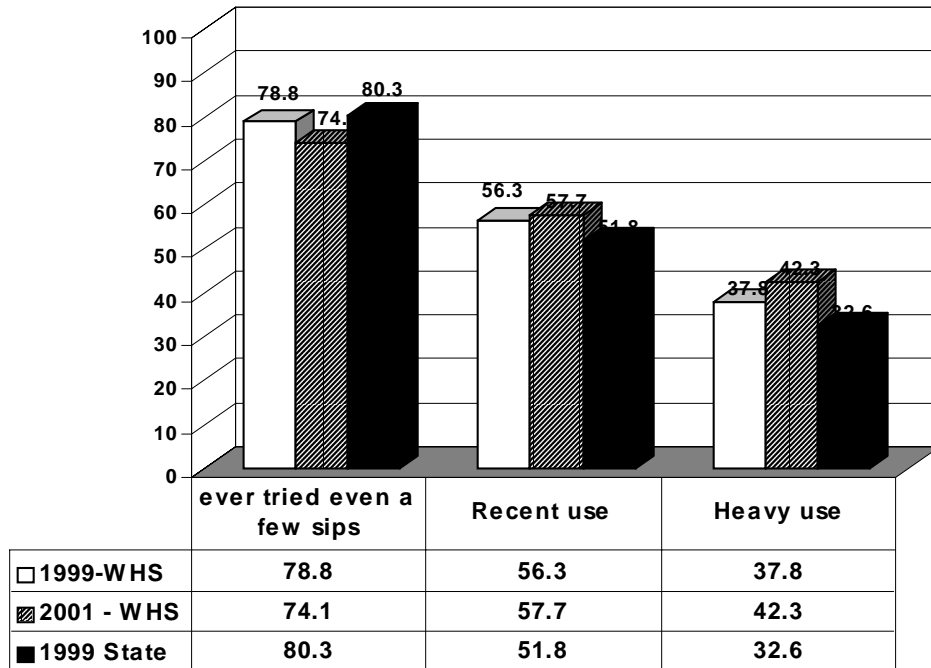
### III. Alcohol, Marijuana and Other Drugs

- 74.1% of the total number of WHS students surveyed in 2001 have ever tried alcohol (other than a few sips). The 1999 state figure was 80.3%
- In the 30 days preceding the survey, about 57.7% of the total WHS students surveyed reported recent drinking. The 1999 statewide figure was 51.8%.
- 42.3 % of the total WHS students reported heavy drinking (having five or more drinks in a row on one or more days) in the 30 days prior to the survey.
- 10.6 % of the total WHS students that were surveyed reported having at least one drink on school property in the month prior to the survey.

### Marijuana Use

- 48% have tried marijuana at least once in their lifetime.
- 34.5% of the total number of WHS students surveyed reported being between the ages of 13-16 years old when they tried marijuana for the first time.

### Trends in Alcohol Use Among Winchester High School Students 2001

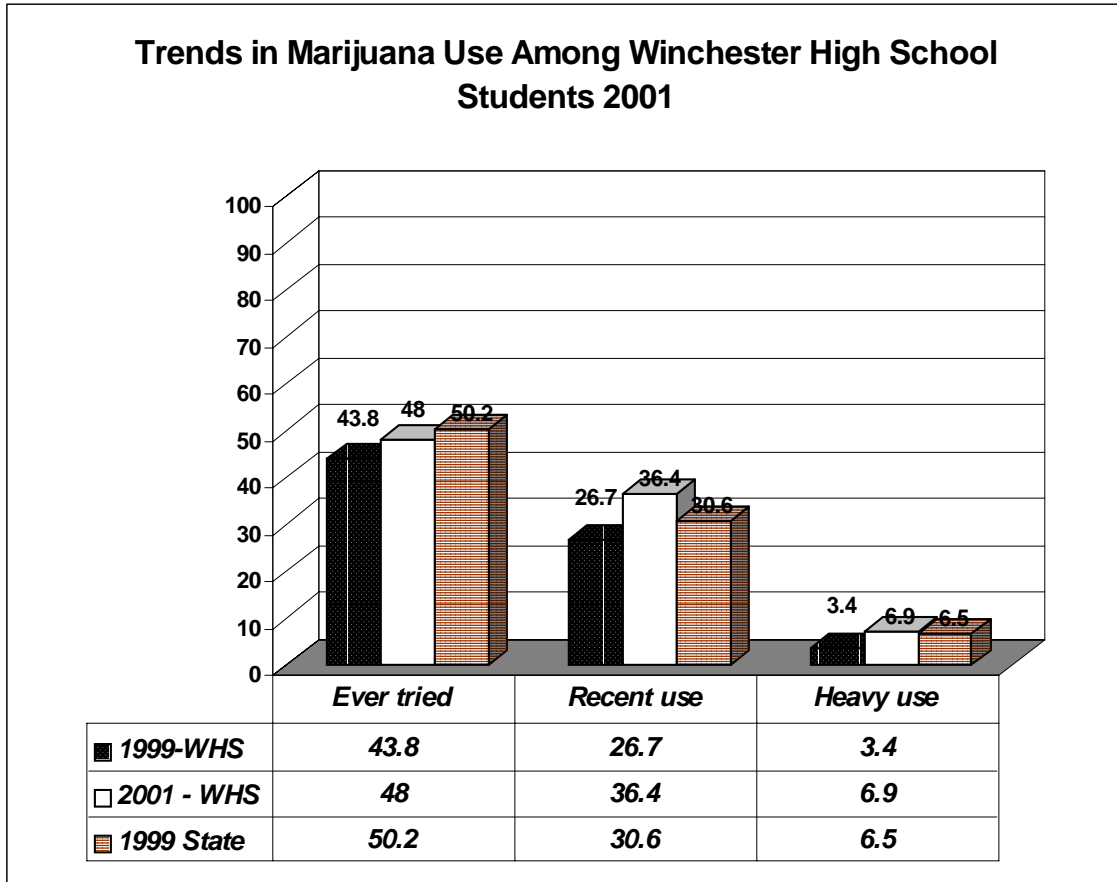


- 36.4% of the total number of WHS students surveyed reported recent marijuana use (used one or more times in the month prior to the survey).
- 8.2% of the total number of WHS students surveyed reported using marijuana 40 or more times in their lifetime. (Heavy use).
- 12.2% of the total number of WHS students surveyed reported having used marijuana on school property during the past 30 days before the survey was taken.

### Other Types of Drugs

- 10.9% of the total number of WHS students surveyed reported having tried cocaine in their lifetime.
- 36% of the total number of WHS students surveyed reported that during the past 12 months prior to taking the survey that someone has offered, sold or given them an illegal drug on school property.
- 16.1% of the total number of WHS students surveyed reported ever using other types of illicit drugs (LSD, PCP, ecstasy, mushrooms, speed, ice, heroin or pills without a doctor's prescription.).

- 7.5% of the total number of WHS students reported taking steroid pills or shots in their lifetime.



**TABLE 2: Perceived Harmfulness of and Beliefs Regarding Tobacco, Alcohol and Other Drugs**

How much do you think people risk harming themselves if they...	No Harm	Slight/mode rate harm	Great harm	I don't know
Smoke cigarettes regularly	5.3	30.4	56.7	4.5
Drink alcohol occasionally	29.9	62.2	4.4	0.6
Drink alcohol regularly	7.8	59	27.2	3.3
Try/use ecstasy	6.8	28.3	516	10.4

**TABLE 3: How Friends feel about the WHS student's alcohol and other drug use**

How would your friends feel if they thought you were..	They would approve	Disapprove but still be friends	Disapprove and no longer friends	They won't care
Smoking cigarettes regularly	6.2	25.9	2.8	14.1
Drinking alcohol occasionally	28.3	7.4	1.6	33.3
Drinking alcohol regularly	15.3	19.2	2.6	22.8
Tried ecstasy	7.7	21.5	5.5	13.3

**TABLE 4: How upset would parents be about the WHS student's alcohol and other drug use**

How upset would your parents feel if they thought you were..	Not upset	A little upset	Pretty upset	Very upset
Smoking cigarettes regularly	5.2	5.2	12.1	29.6
Drinking alcohol occasionally	13.2	19.4	17.5	18.4
Drinking alcohol regularly	5.5	7.7	14.1	33.2
Tried ecstasy	5	3.4	6.7	33.2

- 65.3% of the total WHS students surveyed reported that during the past 12 months they had talked with their parents about alcohol and other drug use.

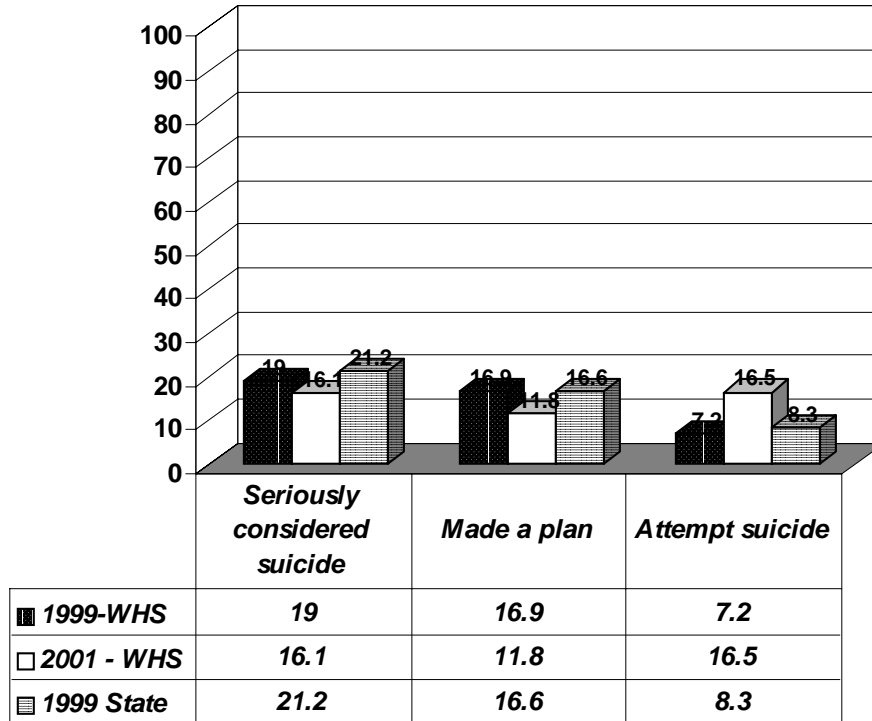
#### **IV. Injury Related Behaviors**

##### **Violence-Related Behaviors**

- 14% of the total number of WHS students surveyed reported carrying a weapon such as a gun, knife, and club during the month preceding the survey.

- 6.8% of the total number of WHS students reported carrying some kind of weapon on school property.
- 7.2% of the students reported that they did not go to school because they felt it was unsafe.
- 10.6% of the students said that they had been threatened or injured with a weapon on school property during the past 12 months.

### Trends in Suicidal Ideations Among Winchester High School Students 1999-2001



### Drinking and Driving

- 42.3% of the total number of WHS students surveyed reported that they had ridden in a car or other type of vehicle driven by someone who had been drinking alcohol in the month prior to taking the survey.
- 20.2% of the total number of WHS students surveyed said they had driven a car after drinking alcohol in the past month.

### Seatbelt Use and Bicycle Helmet Use

- 72.2% of the total number of students surveyed reported wearing a seatbelt “most of the time” or “always” when riding in a car driven by someone else.
- 43.4% of the total students surveyed said they “never” or rarely wore a helmet when they rode a bicycle during the 12 months prior to taking the survey.

## V. Sexual Behaviors

- 32.5% of the total students surveyed reported having ever had sexual intercourse. The 1999 state percentage was 44.1%.
- 7.5% of the total students reported having had sexual intercourse before age 13. The 1999 state percentage was 6%.
- 12.5% of the students reported having had sexual intercourse with one person.

**TABLE 6: Trend in Sexual Activity among Winchester High School Students 1999-2001**

(Expressed in percentages)

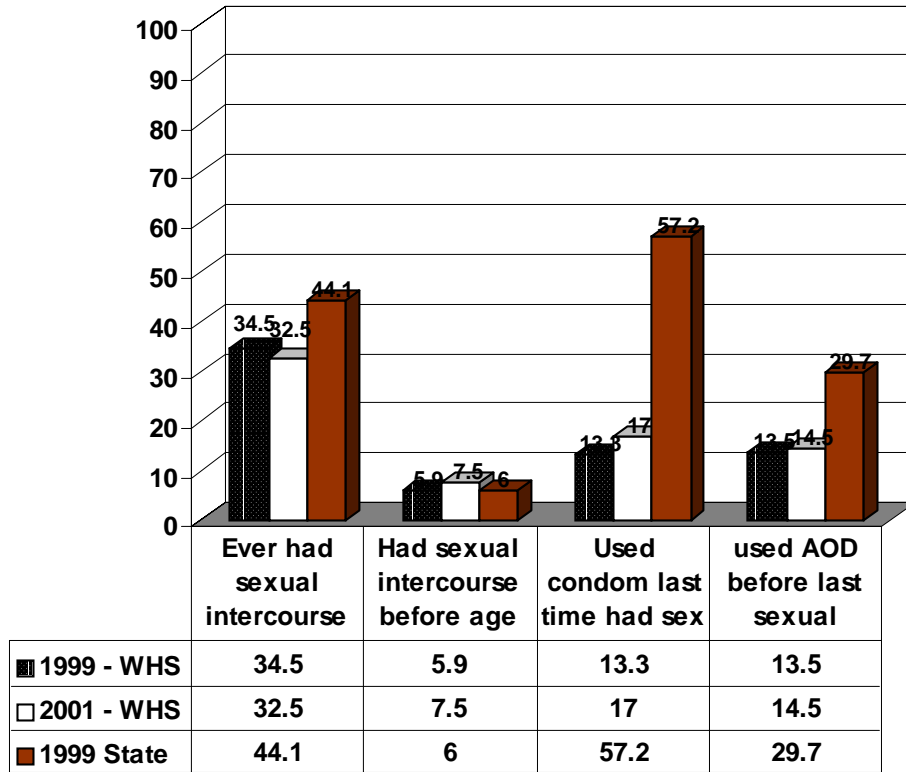
	1999 WHS Total	2001 WHS Total	1999 State
Ever had sexual intercourse	34.5	32.5	44.1
Had sexual intercourse before age 13	5.9	7.5	6
Had 1 partner in lifetime	11.1	12.5	-
Used alcohol and/or drugs the last time they had sexual intercourse	13.5	14.5	-

### Contraceptive Method Used at Last Intercourse by Sexually Active Winchester High School Students 1999-2001 (expressed in percentages)

	1999 Total	2001 Total
No method used	3.2	4.5
Birth Control Pills	3.3	6.8
Condom	11.2	13.5
Withdrawal method	4.2	4
Some other method/not sure	0.9	0.4

- 8.1% of the total students reported having become pregnant or gotten someone else pregnant one or more times.
- 5.7% of the total students reported being told by a doctor or nurse that they have a sexual transmitted disease (STD).
- 39.6% of the total students surveyed reported that they have ever talked about sexual activity and the AIDS/HIV infection with their parents or other adults in the family. This is a slight decrease from WHS from 1999 result of 43.2%.

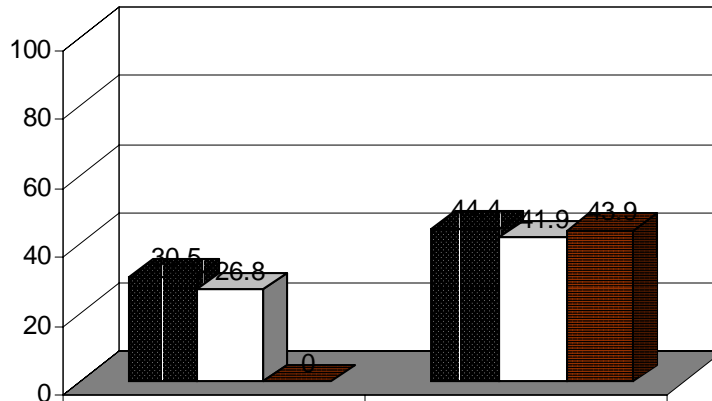
## Trends in Sexual Behavior Among Winchester High School Students 1999-2001



### VI. Weight, Nutrition and Physical Activity

- 55.3% of the total students reported that they thought of themselves as about the right weight.
- 41.9% of the total students said they were trying to lose weight, more female than male students.

### Trends in Body Perception Among Winchester High School Students 1999-2001



	Describe self as slightly/very	currently trying to lose weight
■ 1999 - WHS	30.5	44.4
□ 2001 - WHS	26.8	41.9
■ 1999 State	0	43.9

## **Appendix 3**